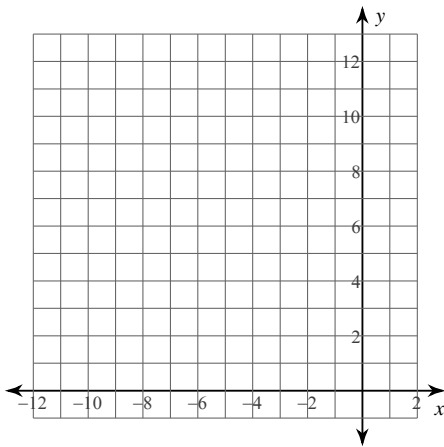


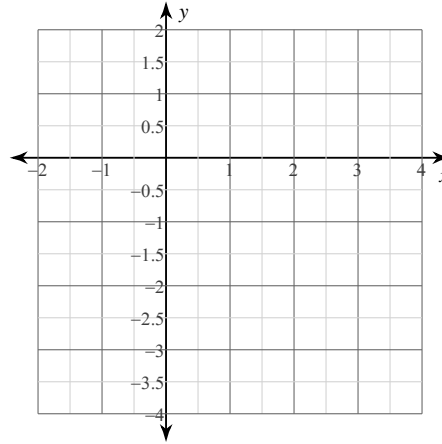
Graphing Quadratic Functions

Sketch the graph of each function.

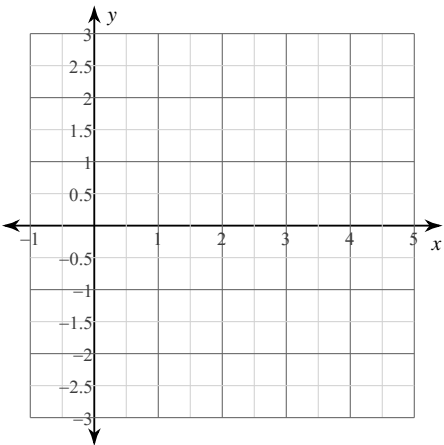
1) $y = 3x^2$



2) $y = -\frac{1}{2}x^2$



3) $y = -x^2 + 2x + 1$



4) $y = 2x^2 - 16x + 33$

